

SYNCHRO REFERENCE SUPPLY

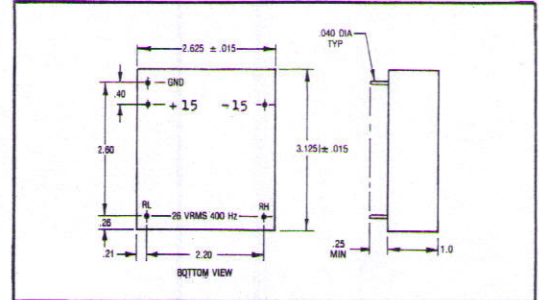
SR SERIES

DESCRIPTION

The SR Series are miniature, low cost AC reference generators designed to supply 26 or 115 Volt excitation to Synchros or resolvers in military and industrial control applications. They accept $\pm 15V$ DC and provide up to 5VA of transformer isolated output power. These converters are packaged in PC card mounting modules 2.6" x 3.1" x 1" H.

SPECIFICATIONS-PNSR10

OUTPUT VOLTAGE: (Transformer Isolated)	26 VRMS $\pm 5\%$ at 400 Hz $\pm 5\%$ (SR10-L) Harmonic Distortion 5% maximum 115 VRMS $\pm 5\%$ at 400 Hz $\pm 5\%$ (SR10-H)
OUTPUT CURRENT:	100 ma. RMS or 200 ma. RMS
DC POWER REQUIRED:	$\pm 15VDC$ at 300 ma. average
PACKAGE:	2.6" x 3.1" x 1" H module
OPERATING TEMPERATURE RANGE:	(1) 0 to 70°C (SR10-1) (2) - 55°C to + 85°C (SR10-2)

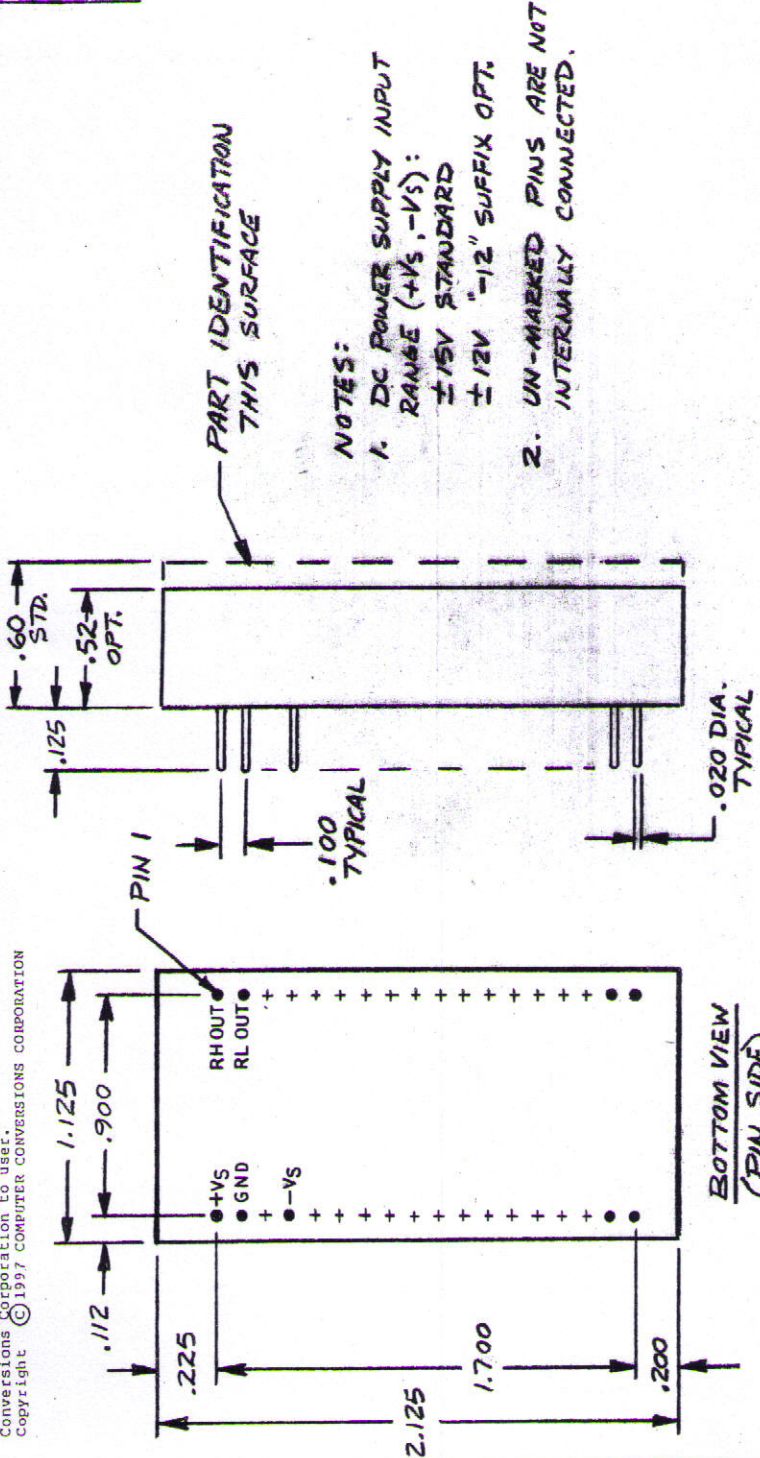


COMPUTER CONVERSIONS CORPORATION

6 DUNTON COURT • EAST NORTHPORT, N.Y. 11731 • (516) 261-3300 • TWX 510-226-0448 • FAX (516) 261-3308

Computer Conversions Corporation claims proprietary rights to the material disclosed herein. This drawing is issued as a convenience for engineering information only and may not be reproduced or used to manufacture anything without direct written permission from Computer Conversions Corporation to user.
 Copyright © 1997 COMPUTER CONVERSIONS CORPORATION

REVISIONS	
DATE	DESCRIPTION
4-29-97	ORIGINAL RELEASE
7-12-97	.125 PIN LENGTH WAS .25
	A



PART IDENTIFICATION THIS SURFACE

- NOTES:
- DC POWER SUPPLY INPUT RANGE (+VS, -VS): ±15V STANDARD ±12V "-12" SUFFIX OPT.
 - UN-MARKED PINS ARE NOT INTERNALLY CONNECTED.

BOTTOM VIEW (PIN SIDE)

PIN MATERIAL: PHOSPHOR BRONZE, SPRING TEMPER PER QQ-B-750 - TIN PLATED PER MIL-T-10727, TYPE I.

CASE MATERIAL: DIALYL PHTHALATE (DAP) BLACK, FLAME RESISTANT CONFORMING TO MIL-M-14, TYPE SDG-F.

COMPUTER CONVERSIONS CORP
 6 DUNTON COURT - EAST NORTHPORT, N.Y. 11731 - 516 261-3300

SCALE: 2/1 APPROVED BY: [Signature]

DATE: 4-29-97 REVISED

AC REFERENCE GENERATOR SR23XT * SERIES

MECHANICAL OUTLINE DRAWING NUMBER B6724

POWER SUPPLY INPUT:

±VOLTAGE/CURRENT..... ±15V DC @ 75ma (STANDARD)
 ±12V DC @ 75ma (-12 SUFFIX)

OUTPUT: (TRANSFORMER ISOLATED) ¹

VOLTAGE..... "H" = 115V RMS
 OTHER VOLTAGES "L" = 26V RMS
 AVAILABLE. 11.8 = 11.8V RMS
 13.8 = 13.8V RMS

FREQUENCY..... "400" = 400Hz
 OTHER FREQUENCIES "1K" = 1000Hz
 AVAILABLE TO 10KHz "2K" = 2000Hz

DRIVE..... 1.5VA PEAK WITH ±15V P/S
 1.2VA PEAK WITH ±12V P/S

TEMPERATURE RANGE:

OPERATING..... (-1) 0°C to + 70°C
 (-2) -55°C to + 85°C
 STORAGE..... -55°C to +105°C

MECHANICAL (SEE DWG # B6724)

TYPE..... P.C. MOUNTABLE BLACK DAP CASE
 w/ PLATED BRASS PINS.
 SIZE..... 2.125 x 1.125 x .60 STD. (.50 OPT)

NOTES:

I. SOLID STATE OUT
 AVAIL. "SR23ST"

COMPUTER CONVERSIONS CORP		
6 DUNTON COURT - EAST NORTHPORT, N.Y. 11731 - 516 261-3300		
SCALE: <i>1/1</i>	FSCM: 51086	DRAWN BY <i>W. Malone</i>
DATE: 7-15-97		REVISED
REFERENCE GENERATOR MODULE "SR23XT" SERIES"		
SPECIFICATIONS		DRAWING NUMBER A6725



COMPUTER
CONVERSIONS
CORPORATION

FSCM : 51086

AC REFERENCE GENERATOR MODULE

6 DUNTON COURT EAST NORTHPORT NY 11731

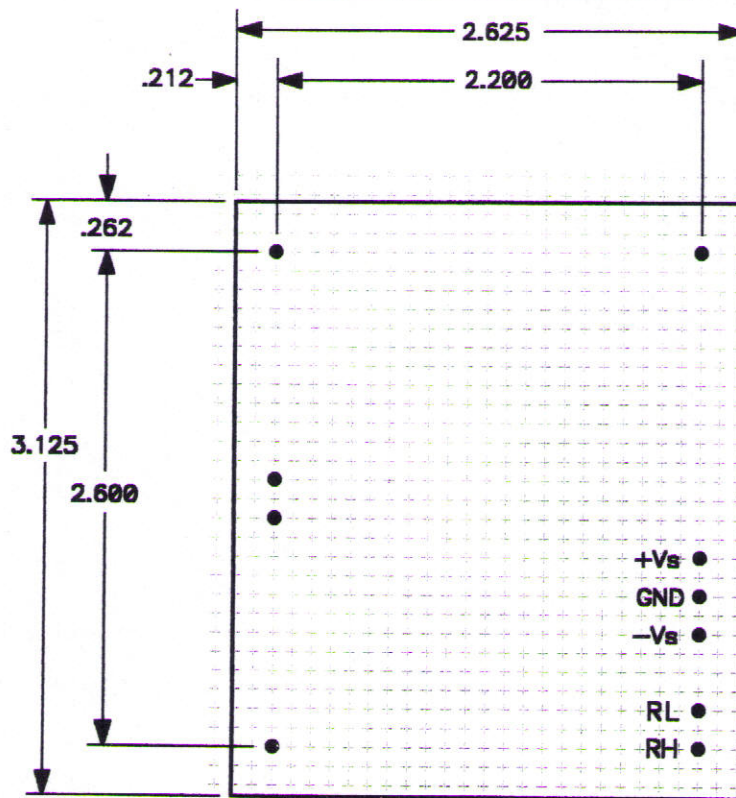
TEL (631)261-3300 FAX (631)261-3308

"SR21" SERIES

MECHANICAL OUTLINE


DWG# A6329 REV-A
SHEET 1 OF 1

PART IDENTIFICATION
THIS SURFACE



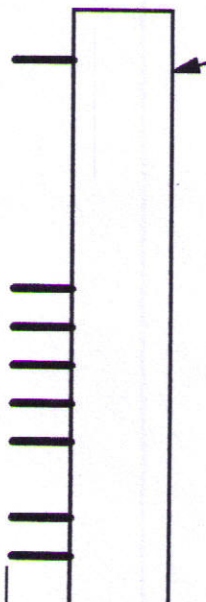
BOTTOM VIEW
(PIN SIDE)

.040 +/- .0015 DIA.



.200
TYPICAL

.250
MIN.



NOTES:

1. CASE: DIALLYL PHTHALATE, BLACK, FLAME RESISTANT, CONFORMING TO MIL-M-14, TYPE SDG-F.
2. PINS: BRASS, QQ-B-626, ALLOY 360, 1/2 HARD, TIN PLATED PER MIL-T-10727, TYPE 1.
3. TOLERANCES: +/- .010
4. SEE SEPARATE ELECTRICAL SPECIFICATIONS # DRAWING A6330.
5. PINS +Vs & -Vs ARE +/-15V STD. or +/-12VDC INPUTS WITH -12 P/N SUFFIX.
6. UN-MARKED PINS ARE FOR MOUNTING SUPPORT AND HAVE NO INTERNAL CONNECTION.

POWER SUPPLY INPUT:

+ VOLTAGE/CURRENT..... +12V DC @110ma Plus 90ma per VA
- VOLTAGE/CURRENT..... -12V DC @110ma Plus 90ma per VA

OUTPUT: (TRANSFORMER ISOLATED)

VOLTAGE..... "H" 115V RMS
OTHER VOLTAGES "L" 26V RMS
AVAILABLE. 11.8 11.8V RMS
13.8 13.8V RMS
FREQUENCY..... "400" 400Hz
OTHER FREQUENCIES "1K" 1000Hz
AVAILABLE "2K" 2000Hz
DRIVE..... 1.5VA STD, UP TO 5VA PEAK OPTIONAL

TEMPERATURE RANGE:

OPERATING..... 0°C to +70°C
STORAGE..... -55°C to +105°C

MECHANICAL (SEE DWG #A6329)

TYPE..... P.C. MOUNTABLE BLACK DAP CASE
w/PLATED BRASS PINS.
SIZE..... 2.625 x 3.125 x .52

COMPUTER CONVERSIONS CORP		
6 DUNTON COURT - EAST NORTHPORT, N.Y. 11731 - 516 261-3300		
SCALE: <i>A</i>	FSCM: 51086	DRAWN <i>WARRANE</i>
DATE: 8-8-97		REVISED
REF. REFERENCE Generator "SR21" SERIES		
SPECIFICATIONS		DRAWING NUMBER A6330

